



The Parents' Guide to Google Classroom

What is Google Classroom?

Think of Google Classroom (GC) as your child's digital link to learning.

Teachers use GC to share assignments, homework, newsletters, and much more with students AND parents!



Getting Started



Your child was provided with a secure login and password that is unique to them.

Their login details will be the same as if they were logging into a computer at school. Examples of their login details will follow.

Getting Started



1

Click on the Google
Chrome browser
icon.

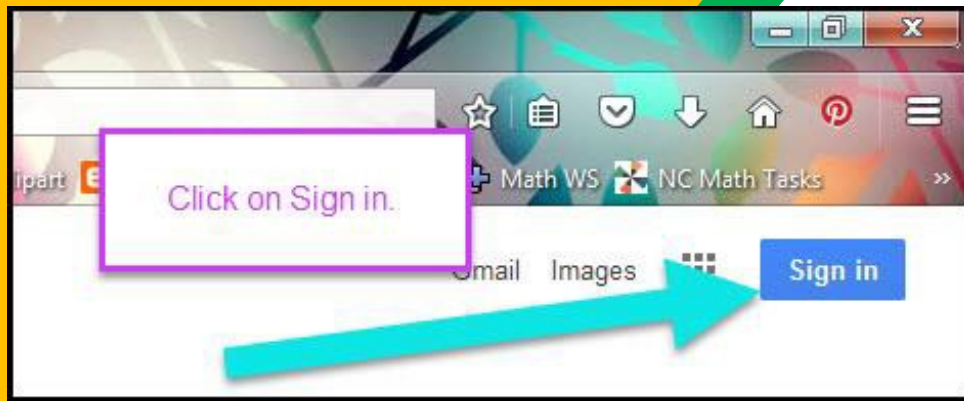
Getting Started



2

Type www.google.com
into your web
address bar.

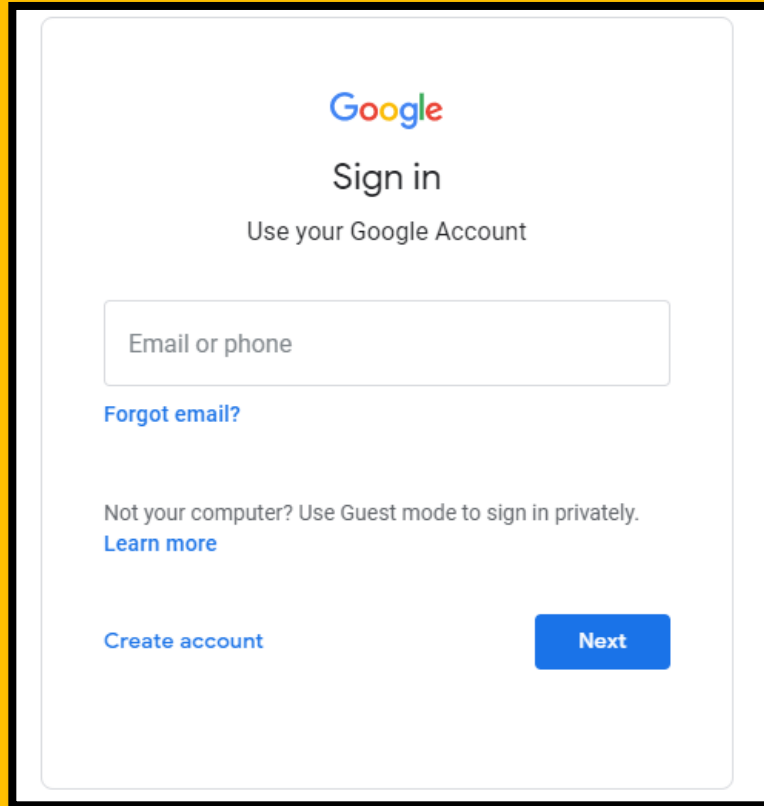
Getting Started



3

Click on **SIGN IN** in the upper right hand corner of the browser window.

Getting Started



The image shows a screenshot of the Google Sign in page. At the top, the Google logo is displayed in its multi-colored font. Below it, the text "Sign in" is centered, followed by "Use your Google Account". A text input field is present with the placeholder text "Email or phone". Below the input field, there is a link for "Forgot email?". Further down, there is a note: "Not your computer? Use Guest mode to sign in privately." with a link for "Learn more". At the bottom left, there is a link for "Create account". At the bottom right, there is a blue button labeled "Next".

4

Type in your child's **Google Email address** & click "**next.**" This will be their normal school login.

Example

firstname.lastname34@education.nsw.gov.au

Getting Started

Login with your DoE account

User ID

Example: jane.citizen1

Password

[Log in](#)

[Forgot your password?](#)

Have trouble logging in?

[Help for DoE staff](#)

5

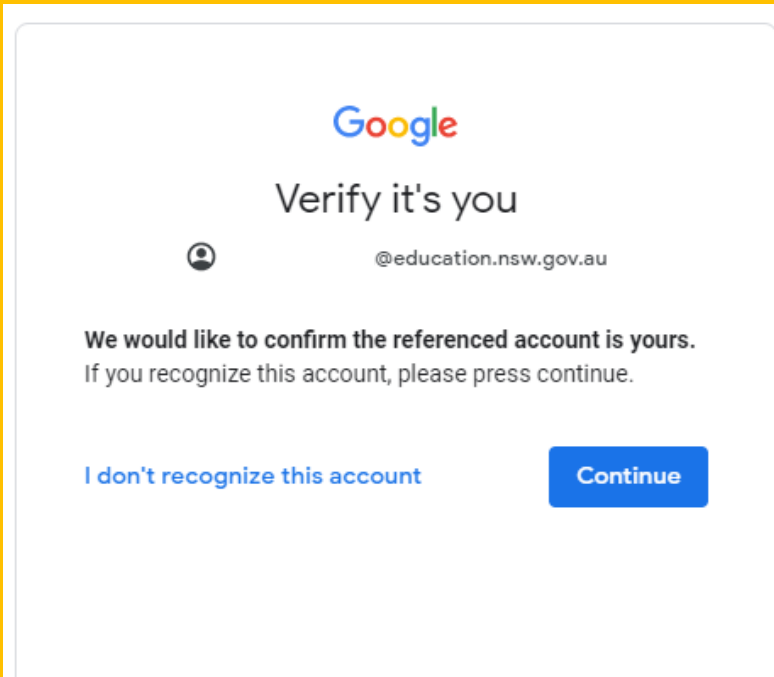
Type in your school
USERNAME and class
PASSWORD
& click **“Log In.”**

Example

User ID: firstname.lastname34


Password: 34s

Getting Started



6

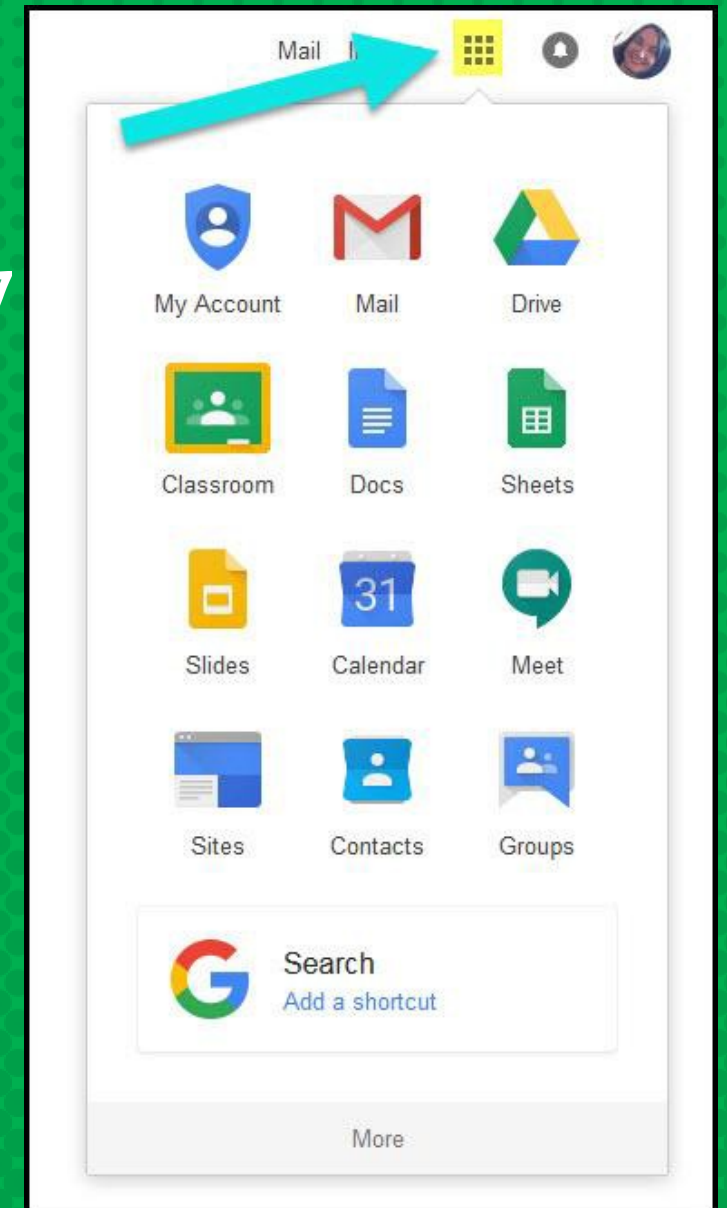
Click **CONTINUE** to verify it's you.



Now you'll see
that you are signed in to
your Google Apps for
Education account!

Google SUITE

Click on the 9 squares
(Waffle/Rubik's Cube) icon in the
top right hand corner to see
the Google Suite of Products!



GOOGLE ICONS to recognize:



CHROME



DOCS




DRIVE



SLIDES



SHEETS



FORMS



CALENDAR



GMAIL



PHOTOS



MAPS



KEEP



CLASSROOM



MEET



HANGOUTS



SITES



CONTACTS



CLOUD



CLOUD SEARCH



YOUTUBE




NEWS



VAULT



MY ACCOUNT

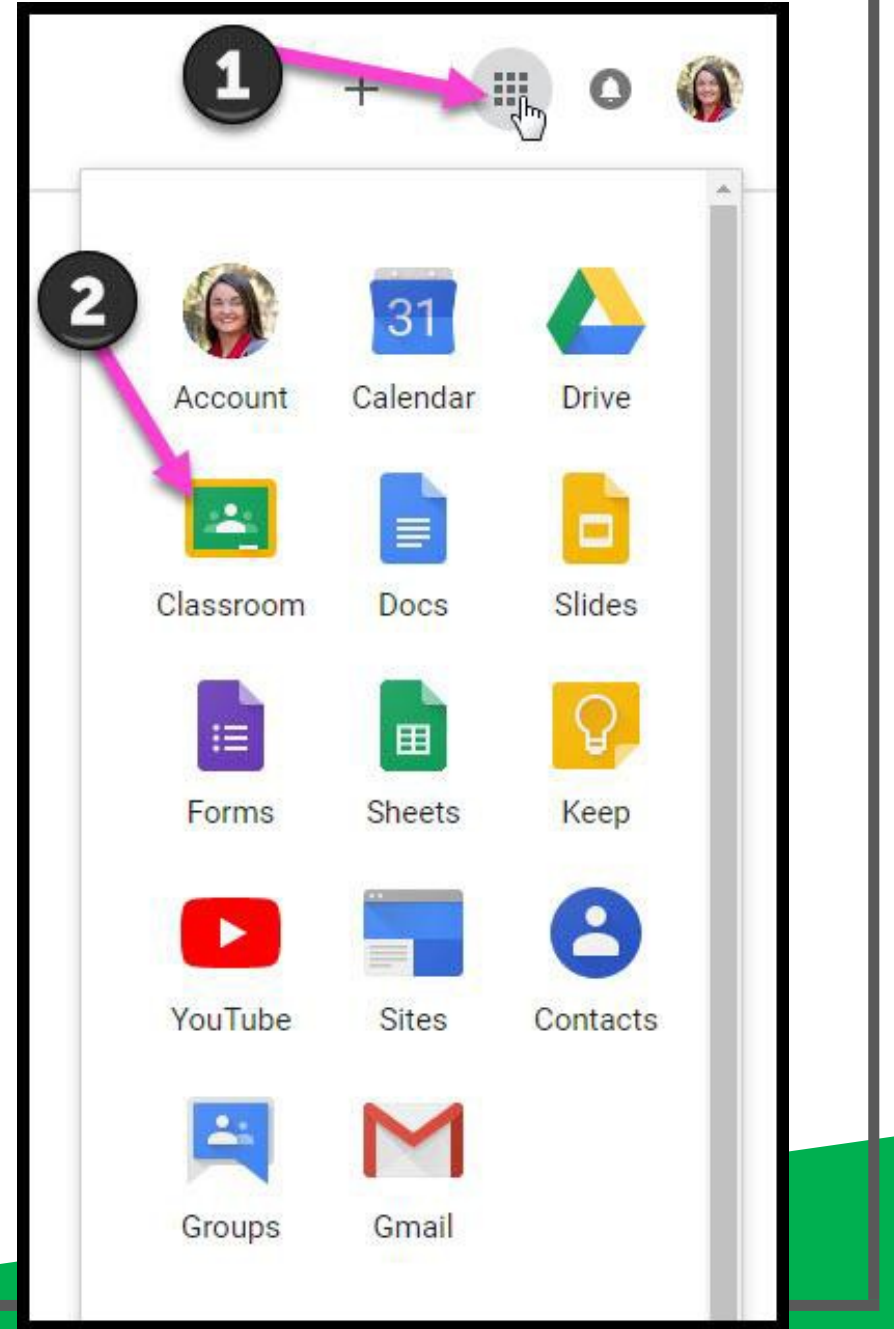


GROUPS

Navigating Classroom

1

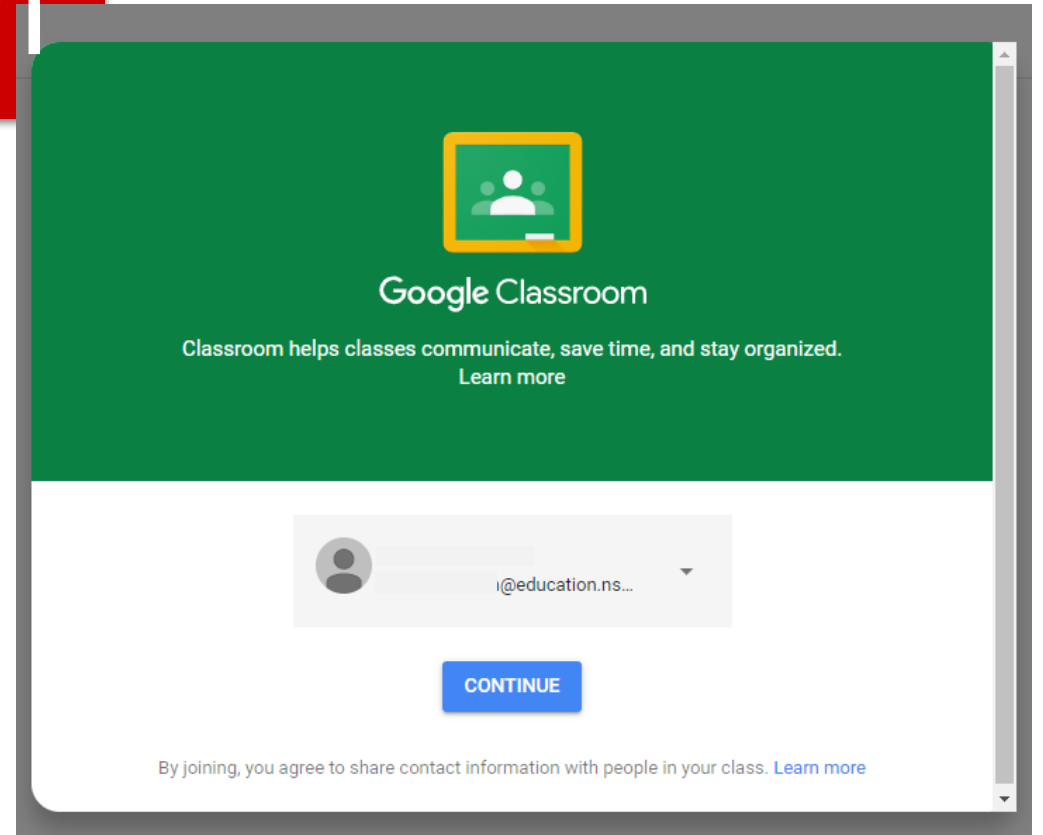
Click on the waffle button and then the [Google Classroom](#) icon.



Navigating Classroom

2

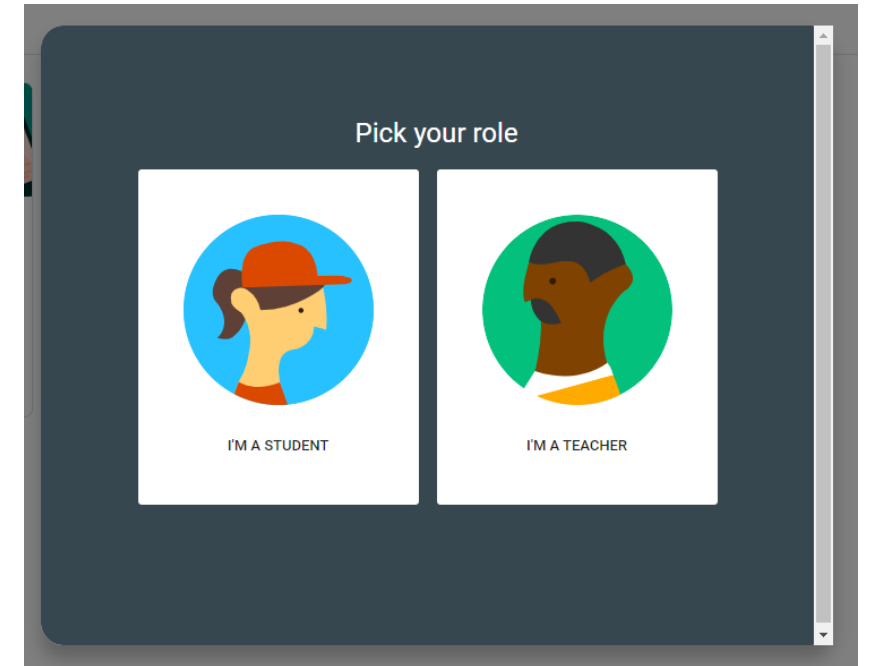
Click continue if the login details shown are correct



Navigating Classroom



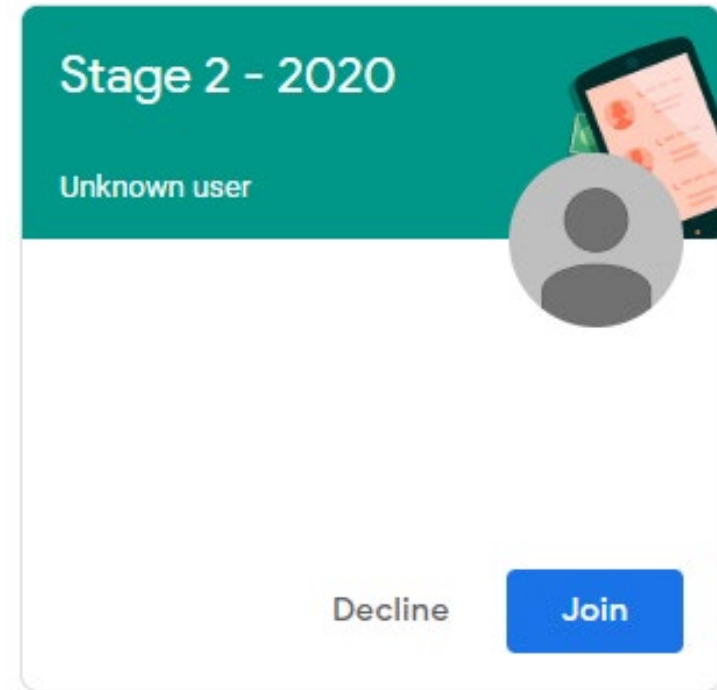
Select Student



Navigating Classroom

4

Click on the class you wish to join.



Navigating Classroom


5

Page tools
(Left side)



= High Interest for Parents

The screenshot shows a Classroom page for '3rd hour Science'. At the top, there is a navigation bar with a menu icon (1), the class name '3rd hour Science' (2), and tabs for 'Stream' (3), 'Classwork' (4), and 'People' (5). On the right side of the navigation bar, there is a 'Waffle Button' (6) and a profile picture (7). Below the navigation bar is a header image for '3rd hour Science' featuring tools like a hammer and a screwdriver. Underneath the header, there is an 'Upcoming' section (8) with a post that says 'Woohoo, no work due soon!' and a 'View all' link. To the right of the 'Upcoming' section is a text input field for sharing updates. Below the 'Upcoming' section is a section for 'View class updates and connect with your class here' (9), which includes a checkbox for 'See when new assignments are posted'.

- 1 Menu of Classes
- 2 Current Class
- 3 Announcements Page
- 4 Assignments 
- 5 Teacher(s) & Classmates

- 6 Waffle Button (App Directory)
- 7 Your account
- 8 Upcoming Assignments 
- 9 Updates from your teacher

Navigating Classroom

6

Assignment details

Stream **1** Classwork People **4**

2 View your work **3** Google Calendar Class Drive folder

All topics **5**

Benchmark Tests

Daily Lesson Files

Assessments

Back to School

Resources

6 Benchmark Tests

STAR Math Benchmark Test - BOY Due Sep 3

Daily Lesson Files

7 For the Week of September 2 - 6 **8** Due Today **9** Assigned

Posted Sep 3

Monday - NO SCHOOL (Labor Day)
Tuesday - Multistep Equations (Also STAR Math Benchmark)
Wednesday - Variables on Both Sides
Thursday - Infinite & No Solution Equations
Friday - Algebraic Proportions

10 Day 1 - Multistep Equatio... PDF Day 2 - Variables on Both... PDF

Day 3 - Infinite & No Solu... PDF Day 4 - Algebraic Propor... PDF

11 View Assignment

1 Classwork Tab

2 See your Grades

3 See Due Dates

4 View your files

5 Topics available

6 Topic Headings

7 Assignment Title

8 Assignment Due Date

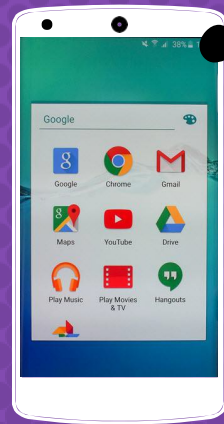
9 Assignment Status

10 Attached files/links

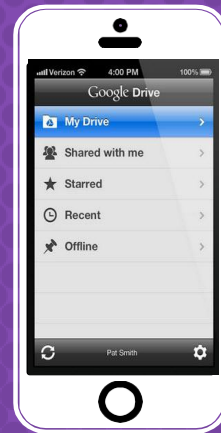
11 Click to view assignment

access

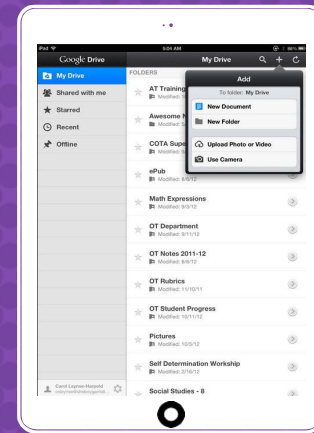
anywhere



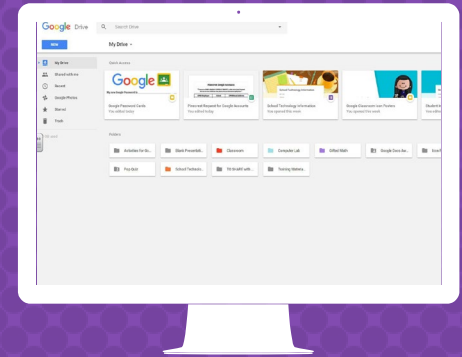
Android



Iphone



Tablet



desktop



GOOGLE APPS

allow you to edit Google assignments from any device that is connected to the internet!



Download on the
App Store



GET IT ON
Google Play

Questions?



Contact your child's teacher via Class Dojo

