

Week 6, Term 1

Friday 7 March 2025

Positive Phone Calls!

Warami (Hello),

Have you received a Positive Phone Call or had a Positive Conversation with one of our teachers about your child?

This year, just like last year we have set ourselves a target of 50 positive updates each term. This means that our teachers will be making phone calls to share some positive experiences that your child has had at school.

A snapshot of these positive conversations will be displayed in the hallway of the office so that all our teachers can read about the amazing work of your child. Sharing these conversations with you and with our teachers is a key strategy to support building positive relationships across the school.



Why are we doing this?? The research tells us...teaching is all about relationships. Teachers that have strong relationships with their students are going to have classes where those students are engaged and ready to take the academic risks that are necessary for true learning to occur.

Making a good call home for a student when it is warranted is an important step in cultivating that teacher-student relationship. It rewards the student for his or her accomplishment, and it shows the student that you value that accomplishment so much that you wanted to share the good news with someone at home. Students will work hard for that sort of praise.

I hope that you enjoy receiving one of these calls just as much as we enjoy making them!

Coming Soon at Werrington County PS...

Week	Monday	Tuesday	Wednesday	Thursday	Friday
7	10 Mar	11 Mar	12 Mar NAPLAN Test Window	13 Mar NAPLAN Test Window PLP Afternoon 3.15 - 4pm	14 Mar NAPLAN Test Window
8	17 Mar NAPLAN Test Window	18 Mar NAPLAN Test Window	19 Mar NAPLAN Test Window K-6 Assembly 2.15pm	20 Feb NAPLAN Test Window	21 Feb NAPLAN Test Window Newsletter Day
9	24 Mar NAPLAN Test Window	25 Mar NAPLAN Test Window Try Cricket Day Student Leadership Team Excursion	26 Mar Term 1 Recognition Assembly 2.15pm	27 Mar	28 Mar

NAPLAN (Years 3 and 5)

NAPLAN is a national literacy and numeracy assessment that students in Years 3, 5, 7 and 9 sit each year. It is the only national assessment all Australian students have the opportunity to undertake. NAPLAN is just one aspect of a school's assessment and reporting process. It doesn't replace ongoing assessments made by teachers about student performance, but it can provide teachers with additional information about students' educational progress.



NAPLAN assesses literacy and numeracy skills that students are learning through their regular school curriculum. Students sit assessments in writing, reading, conventions of language (spelling, grammar and punctuation) and numeracy. The questions assess content linked to the Australian Curriculum: English and Mathematics.

The NAPLAN test window starts on Wednesday 12 March and finishes on Monday 24 March 2025. Schools are advised to schedule the tests as soon as possible within the testing window, prioritising the first week. Last week students in Years 3 and 5 were given information about NAPLAN to bring home, this information was also sent out via our ENews APP.

If you have any questions or concerns about NAPLAN, please make an appointment to speak to your child's class teacher.

Supervision – Before and After School



I would like to take this opportunity to remind our families that supervision of students does not commence until 8.30am. Our front gates are closed and are not opened until 8.30am, students waiting outside the gate prior to 8.30am are unsupervised.

If you are running late and are unable to collect your child at 3pm, please contact the office to let us know. Teachers attend meetings most afternoons during the week and are unable to provide supervision for students after 3pm.

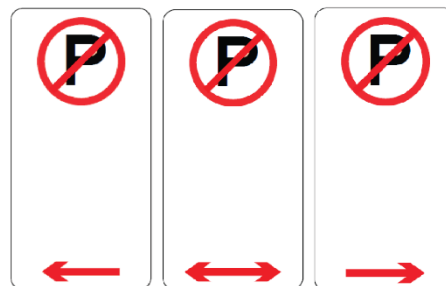
We encourage families to contact our Out of School Hours Care provider in the school hall if you require care before or after school.

Parking at drop off and pick up times

I would like to remind families that we have a few no stopping zones outside the school, these areas are clearly marked by signage. We have had the rangers out a couple of times this year and they have booked parents who are parked illegally during drop off and pickup times.

Please also be mindful when dropping off and picking up from OOSH, that these no stopping zones still apply at outside school hours.

Thank you to those families who are parking in the correct places, keeping our students safe.



Celebrating Birthdays and Lessons Involving Food

We love to celebrate the birthdays of our students. To ensure the safety of our students and to comply with the Department of Education's Foods in Schools Procedures, last year we introduced some new measures to reduce the risk of allergic reactions.



Birthdays – please send pre-packaged items that are in individual servings, some ideas include: multipacks of Freddos, Lollies, Chips etc or small stationary items like fancy pencils. **Please do not send home made cakes, biscuits etc.** Cooking In Class – all lessons involving food will have a permission note with the details of the food being used.

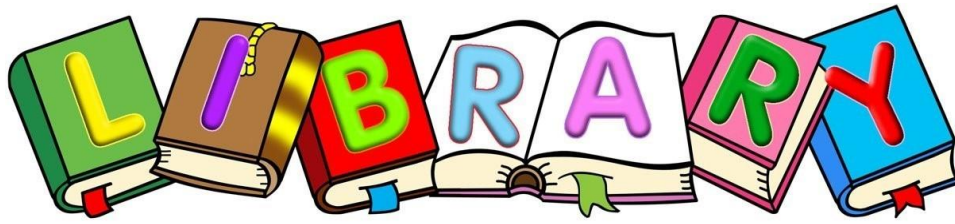
Yanu (Goodbye)

Mrs Belinda Clarke
Principal

Congratulations to our Merit Award Winners from...

Week 6	KLD	KT	K-2K
	Mekhi Mila Rory Isla	Violet Raymond Miller	Imran Hossana
1FD	1G	2B	2K
Molly Liam Scarlett	Ava Ryder Owen Georgia	Lachlan Charlotte Georgia	Hugo Lawson Alexandra Matilda
1-6R	3/4R	3/4P	3/4M
Krish Kyson	Tyler Kevin Lincoln Charli	Kai Indiana Ana Emmrey	Dana Evan Brooklyn Tarnah
4-6G	5/6G	5/6M	5/6ST
Samuel Breanna	Charlotte John Michael Reigan	Charlotte Archie Keenan Logan	Elisha Harper Jessica Gryphin

Students' names are only included if the school has permission to publish, therefore some classes may only have one or no names listed



Congratulations to our Library Award Winners from...

	Week 4	Week 5
K - 2	1FD	KLD
3 - 6	3/4R	5/6M

Library lessons have now commenced for all classes. Students are encouraged to borrow for personal reading. All students in Years 3-6 will borrow a book that stays at school for quiet reading time. **Students wishing to borrow a book to take home need a library bag.** Please remember to keep your books in a safe place.

Books that become lost or damaged beyond repair will need to be paid for.



If a book has become damaged, please don't repair it. Just include a note advising me that the book needs repairing, and I will attend to it.

When is my child's library day?

Mon: K-2K & 1-6R
 Tue: 3/4R, 5/6G & 5/6ST
 Wed: KLD, 1FD, 1G, 2B, 2K & 5/6M
 Thurs: KT, 3/4M, 3/P & 4-6G

Thank you, Mrs Baxter
 Teacher Librarian, PRC & Book Club Co-ordinator





2025 NSW Premier's Reading Challenge

Artwork by Matt Ottley

This year our school has once again decided to register for the NSW Premier's Reading Challenge. The challenge is a special initiative to foster a love of literature and to encourage children to read widely for leisure and pleasure.

The challenge for students in **K-2** is to experience 30 books from the K-2 Premier's Reading Challenge booklists by mid-August 2025. You can read these books to your child or the student can read them independently. 20 of the books **must** come from the PRC list. The remaining 10 are free choice.

All students who successfully complete the challenge will receive a signed certificate from the NSW Premier. Our school library has many of the books on the booklists already in the library for the students to borrow. You may also read PRC books that you have at home or that you borrow from the local library.

For students in K-2 who participate at home, I will also be issuing my own incentive certificates once a student has read 10, 20, & 30 books.

All students in Years 3-6 will be completing the PRC as part of their wide reading in class and keep their reading record in the library.

Please note: Students no longer need a permission note to participate in the PRC. However, if for any reason you do not wish your child to participate, please advise the school. The permission note below is for students K-2 who are completing the Reading Challenge at home.

For further information please visit the website. <https://products.schools.nsw.edu.au/prc/home.html>

I invite all students to take up the challenge as soon as possible. If you have any questions, please don't hesitate to contact me.

A handwritten permission note is also acceptable. ☺

Mrs Baxter
Teacher Librarian

Mrs Clarke
Principal

.....
To Mrs Baxter

The following students (**K-2**) wish to undertake the Premier's Reading Challenge **at home**:

_____ (name) _____ (class)

_____ (name) _____ (class)

I understand that it is a condition of entry that students who enter and successfully complete the Challenge will receive an official PRC Certificate.

Signed _____ (Parent/Guardian)

Premier's Reading Challenge FAQ's



Can I include books from home and/or the ones that I may borrow from the local library?

Of course! Simply use the search box on the PRC website to locate the ID number and record them on your child's PRC card.



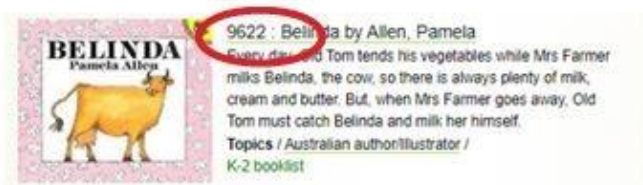
I have some books at home that might be on the PRC list. How do I find out?

The official PRC booklists can be found at:

<https://online.det.nsw.edu.au/prc/booklist/home.html>

or you can use the search box that can be found on the top right-hand side of the PRC Homepage. Just type in the book title and click search.

The ID number appears before the title.



Which booklist does my child need to read from?

There are 3 booklists that apply to children at Primary School. They are K-2, 3-4 & 5-6. We encourage students to read within the booklist appropriate for their grade. Students may read books from a higher grade level, but it is strongly suggested students read from only the next level up. It is only in special circumstances that students are permitted to read books on the booklist below their grade level.

How many books does my child need to read?

Challenge level	Total number of books to be read	Minimum number of PRC books	Maximum number of Personal Choice books
K-2	30	20	10
3-4	20	10	10
5-6	20	10	10

My child is in Year 3-6 and does not bring their PRC card home. What do they do to record books read at home and/or the library?

Simply note the title and the ID number on a piece of paper so that your child can record it on their card at school. Alternatively, they may log it directly onto their reading log on the PRC website. Most students know how to do this. I will be showing students how to do this early Term 2.

Can my child read more than 1 book from a series?

For an approved PRC series, students can read **any five titles** which will count as official PRC books in their reading records. **Other titles** read from the same series will show as Personal choice books. The limit on series books encourages students to read a variety of genres and authors.

The official PRC Rules can be found at: <https://online.det.nsw.edu.au/prc/rules.html>

If you have any further questions, please don't hesitate to come and ask. I am more than happy to help.

Mrs Baxter

Teacher Librarian & PRC Coordinator



CURIOUS | COLLABORATIVE | COMPASSIONATE

Procedures for the return overdue library books

Weekly

Using OLIVER (our school library system) the Teacher Librarian reminds students during library class time to return any overdue library books. **Once a student has an overdue library book, they are not permitted to take any books home until the overdue ones have been returned or the replacement costs paid. They are however able to borrow a book to read in class.**

Monthly

At the beginning of each month a computer generated (OLIVER) reminder notice is sent to all students who have not returned library books. For those students who have already been issued with an OLIVER generated reminder notice, a letter signed by the teacher librarian and the principal will be sent to the student's home via the post. Weekly class reminders continue.

At the end of the year a record is kept of all students and the titles of the resources that they have not returned. Students who have failed to return library books or pay for their replacement cost will be prevented from borrowing to take home. This will not however prevent them from using any library resources whilst they are at school, nor prevent them from accessing the library at the appropriate times.

If you wish to discuss this matter, please don't hesitate to contact the school on 9673 2711 (Mon – Thurs).

Lorraine Baxter
Teacher Librarian

Belinda Clarke
Principal

Darug Land
John Batman Avenue, Werrington County NSW 2747

T 02 9673 2100 | F 02 9673 2101 | E werringcty-p.school@det.nsw.edu.au

werringcty-p.schools.nsw.gov.au



STAGE 2

3/4M

3/4M have been exploring arrays. They have engaged in a multiplication maths game where they had to roll the dice and with the 2 numbers the chicken created the array. They had to have most of the board covered in their colours in their array to win.





3/4P have been learning about the first contact between Australia's First Nations Peoples and the Europeans during history lessons. We discussed the conditions that the Europeans would have experienced on their journey to Australia in the ships they travelled in. We drew an outline of the hull of one of the ships and discovered how squashy it would have been for them. A lot of students were eager to learn more and did a bit more research on their own. 3/4P learnt that one of our class members is related to someone who came to Australia on The Charlotte! We are learning how important artefacts are when researching the past and looking forward to creating our own artefacts in class.

STAGE 2

3/4P






Students in 3/4R worked collaboratively with a partner, then as a whole class, to plot 2-digit numbers on a number line. The only numbers provided on the number line were 0, 10, 50 and 100. The discussions and justifications about why they placed their numbers where they did was interesting and excellent to hear. Great work, 3/4R!



STAGE 2

3/4R



Class of the Week: 5/6M

Meet 5/6M! There are 29 students and they are taught by Miss Moss. Our student leadership team spent some time getting to know them!

Favourite things about Miss Moss:

- She's Kind
- Creative
- works hard
- lets us eat crunch and sip anytime

Memorable Moments:

- Hearing a classmate laugh for the first time.
- Cake (Cooper's nickname)

SRC
Representative:
Cooper



Favourite subjects:

Maths, art , drama and sport

What is Miss Moss
best at teaching?
Maths and Mappen

Favourite activities in class?

- Silent Ball
- Wink Murder
- Buzz Off

NAPLAN

National Assessment Program - Literacy and Numeracy Information for parents and carers

- All students in Years 3, 5, 7 and 9 in Australia do NAPLAN tests in March each year.
- NAPLAN tests students' skills in reading, writing and maths.
- The test questions are presented in Standard Australian English dialect.
- Students read some of the questions and listen to others with headphones.
- The tests will get easier or harder, depending on how students are going in the test.
- Students do four different tests. The names of the four tests are:



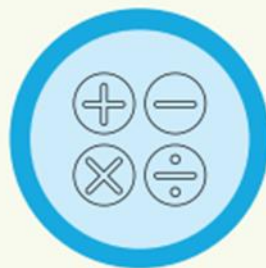
Writing



Reading



Conventions of language
(spelling, grammar and punctuation)



Numeracy

- Students in Year 3 will do the Writing test using pencil and paper. Year 3 students will answer the other test questions on the computer.
- Students in Years 5, 7 and 9 will answer all their test questions on computers.
- Teachers will help students get ready for NAPLAN tests.
- Schools will get their students' results. The school will then give parents/carers a report showing their own child's results.
- Parents/carers can talk to the teacher about these results.
- NAPLAN shows how students are going all over Australia. People who work in the Australian Government, state and territory education authorities and schools use NAPLAN results. The results let them see which schools are doing well and which schools might need help.

Talk to your teacher if you have any questions about your child doing the tests.
For more information on NAPLAN, visit nap.edu.au.

Positive Affective Language

We are continuing to develop our positive affective language vocabulary and encourage the use of positive language around our school.

This week at Assembly, some of our classes shared their "Words of the Week" and how they have noticed the words being used in their classrooms and the playground.



5/6 ST – Grateful

5/6M – Impressive

5/6G – Thankful

3/4M- Appreciative

3/4R – Thankful

3/4P – Grateful

4-6G – Proud



Thank you to our wonderful class representatives for sharing – and for showing us that words matter!



REAL SCHOOLS

As many of our parents are aware we have moved into our second year of partnering with Real Schools, building a culture of restorative practice in our school.

We have kicked off our year with a parent workshop at our "Meet the Teacher Night" and demonstration lessons in classrooms run by Marion Walsh-Guy.



Marion worked with our younger students, giving them strategies for emotional regulation, with a focus on what we can do when we are feeling angry. With our older students she did some lessons around problem solving, helping to equip and build skills to assist our students in navigating social situations. The activities modelled and led by Marion will be continued and built on by our teachers.



NSI
Partnerships

Effective School Improvement

Last year as part of our work with Real Schools and NSI Partnerships many families completed a survey for us to assist us in making our school a safe, supportive, and inclusive learning environment. We are very grateful to everyone who contributed their thoughts. As a staff we are working through the feedback we gathered from that survey and will be implementing some changes to be responsive to concerns raised.

One of the areas of concern raised by parents was congestion around pick-up times. You may have noticed that in response to this we have been opening additional gates of an afternoon to allow for greater freedom of movement for both our parents and students.

Each afternoon both gates at the front of the school will be opened, we will also be opening the gate near the Year 5/6 Rooms.

We have already had some feedback from families who have found this a helpful change.



Our School Values and Expectations

We are Curious, Collaborative
and Compassionate

Step 5 Purple Slip				Principal	
Step 4 Red Slip				AP	
Step 3 Orange Slip				AP	
Step 2 Yellow Slip				AP	
Step 1 Name on Chart				AP	
Verbal reminder				AP	
Back on track and Chill Zone				AP	
<p>You can turn this around 😊</p> <p>Think it through</p> <p>Take some deep breaths</p> <p>Move on from the mistake</p>				<ul style="list-style-type: none"> Continually doing the wrong thing Brought a weapon to school Being physically violent and attempting to harm others 	
<p>Time to have a chat</p> <ul style="list-style-type: none"> Talking when someone else is talking Using the furniture in the wrong way Using equipment in the wrong way Not sitting on the floor correctly Distracting yourself or others Leaving rubbish on the floor <p>Implementation of Berry Street/Bill Rogers Strategies to assist in turning behaviour around. If behaviour is repeated student moves to yellow step</p>				<ul style="list-style-type: none"> Drawing on school or another person's property Hitting, punching or kicking because you want to hurt someone Stealing Repeatedly being disrespectful or disruptive Repeatedly not keeping your hands to yourself Bullying Cyber bullying Racist language Repeatedly using rude words Repeatedly in the wrong place at the wrong time <p>If behaviour continues student moves to purple step.</p>	
<p>Take 5 Completed</p> <ul style="list-style-type: none"> Throwing objects in the classroom Back chat Not following instructions Not completing your work <p>If behaviour is repeated student moves to orange step</p>				<ul style="list-style-type: none"> Not following instructions after being asked multiple times Not keeping your hands and feet to yourself Hurting others on purpose Using rude or inappropriate language when speaking to someone Wrong place at the wrong time multiple times, on purpose <p>If behaviour is repeated student moves to red step</p>	

Coming Soon at Werrington County PS...

Term 1, 2025 Overview

Week	Monday	Tuesday	Wednesday	Thursday	Friday
7	10 Mar	11 Mar	12 Mar NAPLAN Test Window	13 Mar NAPLAN Test Window PLP Afternoon 3.15 – 4pm	14 Mar NAPLAN Test Window
8	17 Mar NAPLAN Test Window	18 Mar NAPLAN Test Window	19 Mar NAPLAN Test Window K-6 Assembly 2.15pm	20 Feb NAPLAN Test Window	21 Feb NAPLAN Test Window Newsletter Day
9	24 Mar NAPLAN Test Window	25 Mar NAPLAN Test Window Try Cricket Day Student Leadership Team Excursion	26 Mar Term 1 Recognition Assembly 2.15pm	27 Mar	28 Mar
10	31 Mar	1 Apr	2 Apr Term 1 Principals Assembly 2.15pm	3 Apr	4 Apr Newsletter Day
11	7 Apr	8 Apr Easter Hat Parade 9.30am	9 Apr	10 Apr	11 Apr ANZAC Service Last day of Term 1
Term 2 Week 1	28 Apr Staff Development Day <i>Students do not attend school today.</i>	29 Apr Staff Development Day <i>Students do not attend school today.</i>	30 Apr	1 May	2 May 3-6 Cross Country
2	5 May	6 May Mother's Day Stall	7 May 3-6 Cross Country Back Up Date K-6 Assembly 2.15pm	8 May	9 May School Photos Mother's Day Afternoon Tea 3.15-4pm Newsletter Day
3	12 May	13 May	14 May	15 May	16 May
4	19 May	20 May Try League Tag Day	21 May Zone Cross Country K-6 Assembly 2.15pm	22 May Parent / Teacher Interviews 3.30 to 8pm	23 May Newsletter Day
5	26 May	27 May	28 May Cambridge Park HS Visit for Year 6 students	29 May	30 May
6	2 June	3 June	4 June K-6 Assembly 2.15pm	5 June	6 June Year 3-6 Field Events Carnival Newsletter Day