



VICTORIA AVENUE PUBLIC SCHOOL

Include • Inspire • Innovate

SCHOOL NEWSLETTER • 22 September 2023 • TERM 4 WEEK 2

IMPORTANT DATES

TERM 4

Week 3

Tuesday 24 October

Stage 3 Police Youth Liaison Officer Visit

Wednesday 25 October

Circus Berzerkus

Thursday 26 October

9:30-10:30am 2024 Kindergarten Transition

Musica Viva

Friday 27 October

World Teacher's Day in Australia

PSSA

Week 4

Monday 30 October

Grandparents Day

Wednesday 1 November

Stage 3 Powerhouse Museum Excursion

Thursday 2 November

9:30-10:30am 2024 Kindergarten Transition

Friday 3 November

PSSA

Welcome to Term 4. I hope that all our families enjoyed the opportunity to spend quality time together over the break. Another busy term awaits, and we look forward to a productive term filled with learning and many exciting events.

This term we welcome Daniel Slott to our school. He has accepted the role of Assistant Principal, Support.

Grandparents Day Afternoon

Grandparents Day 2023 is celebrated in Australia on the last Sunday in October. It is a special occasion that celebrates grandparents, grand-friends, relatives, and those who generally take on the role of a grandparent within their family or community. It is a beautiful time to celebrate those older members of the family for all that they do. Grandparents Day gives us a chance to make a special effort in letting our older relatives know just how much they mean to us. It is that moment to take a pause and give thanks for the contributions these wonderful family members make to our lives, our families, and our communities.

This year we are welcoming our grandparents into classrooms on Monday 30 October from 2:10pm-2:50pm.

Remembrance Day Service

Remembrance Day is a day of special significance for all Australians, commemorating the loss of Australian lives in all wars, conflicts, and peace operations. Our ceremony will commence at 10:50am on Friday 10 November. All parents are welcome.

2025 Selective High School Information – Year 7 Entry in 2025

Selective High Schools provide a learning environment designed for academically gifted and high potential students.

For more information go to - Selective High Schools and Opportunity Classes.

Important dates:

9 October 2023 – Applications open

20 November 2023 – Applications close

4 May 2024 – Selective High School Placement Test

Starting Kindergarten in 2024

We are looking forward to our first Kindergarten 2024 Transition Session next Thursday 26 October.



**VICTORIA AVENUE
PUBLIC SCHOOL**

Victoria Avenue, Concord West NSW 2138 ☎ 02 9743 1352
✉ victoriaav-p.school@det.nsw.edu.au @victoriaav-p.schools.nsw.gov.au

**Kindergarten Transition to
School 2024**

Session 1, Thursday 26 October: 9.30 - 10.30am (Students only)
Session 2, Thursday 2 November: 9.30 - 10.30am (Students only)
Session 3, Thursday 9 November: 9.30 - 10.30am (Students only)
A parent presentation and school tour will be held in the hall on
the 9 November from 9:30 - 10:30



School Spectacular

Students from our Stage 3 Choir and Dance Troupe have been dedicated to their rehearsals in preparation for the 2023 Schools Spectacular at Sydney Olympic Park.

Tickets for the 2023 Schools Spectacular - Fabulous, at Qudos Bank Arena, Sydney Olympic Park, are now on sale. **40 years of Fabulous!**

There are **four shows**:

Friday 24 November at 11am and 7pm


Saturday 25 November at 1pm and 7pm

It is a wonderful event for the whole family. The atmosphere of Schools Spectacular must be seen to be believed! – Visit the official Ticketek website for tickets




Yr 6 visit to Concord High School


Our year 6 students visited Concord High School this week. Miss Cidem and Year Ten students showed them how to use a microscope to see cells from eucalyptus leaves.



FIPFA Powerchair Football World Cup

This week, I had the privilege of attending FIPFA Powerchair Football World Cup at Sydney Olympic Parks Quay Centre with Stage 2 and 3. They enjoyed watching Australia, Denmark, USA, England, Argentina, Uruguay, Ireland and Northern Ireland take the court. The Australian Poweroos were spurred on by a magnificent home crowd, with choirs of school students cheering on in support. Students enjoyed getting immersed in the atmosphere and cheering on all the teams.





Absences and Extended Leave

If your child is absent for any reason from school, could you please ensure that a note, phone call or email to your child's teacher or to the school email is provided stating the date and reason for the absence. This is a legal responsibility and is closely monitored by the Department. An explanation of absence is required within 7 days. If the school has not received an explanation outlining a reason for the absence, a reminder letter will be sent home. If you are taking a long term of absence (5 days or more), for example a holiday during the school term, you must apply for leave via the school's front office and complete a Certificate of Extended Leave. Leave greater than 20 school days will not be approved. Documentation such as travel details, itinerary or flight bookings are needed to issue the extended leave certificate.

NSW Police Legacy Child Safety Handbook

The "NSW Police Legacy Child Safety Handbook" is a comprehensive and free resource to assist parents, carers as well as teachers on a range of topics essential to child safety.

The updated digital edition (link below) includes important content updates from: NSW Rural Fire, NSW Ministry of Health, NSW Police Force, Fire and Rescue NSW, Transport NSW, State Emergency Services, NSW Department of Family & Community Services, eSafety Commissioner and NSW Office of the Children's Guardian.

Please click on the cover below to view the digital handbook:

Here are additional links where the digital handbook can be viewed:

NSW Police Legacy – <https://www.policelegacynsw.org.au/resources/>

Child Safety Hub website – <http://nsw.childsafetyhub.com.au/handbook/>

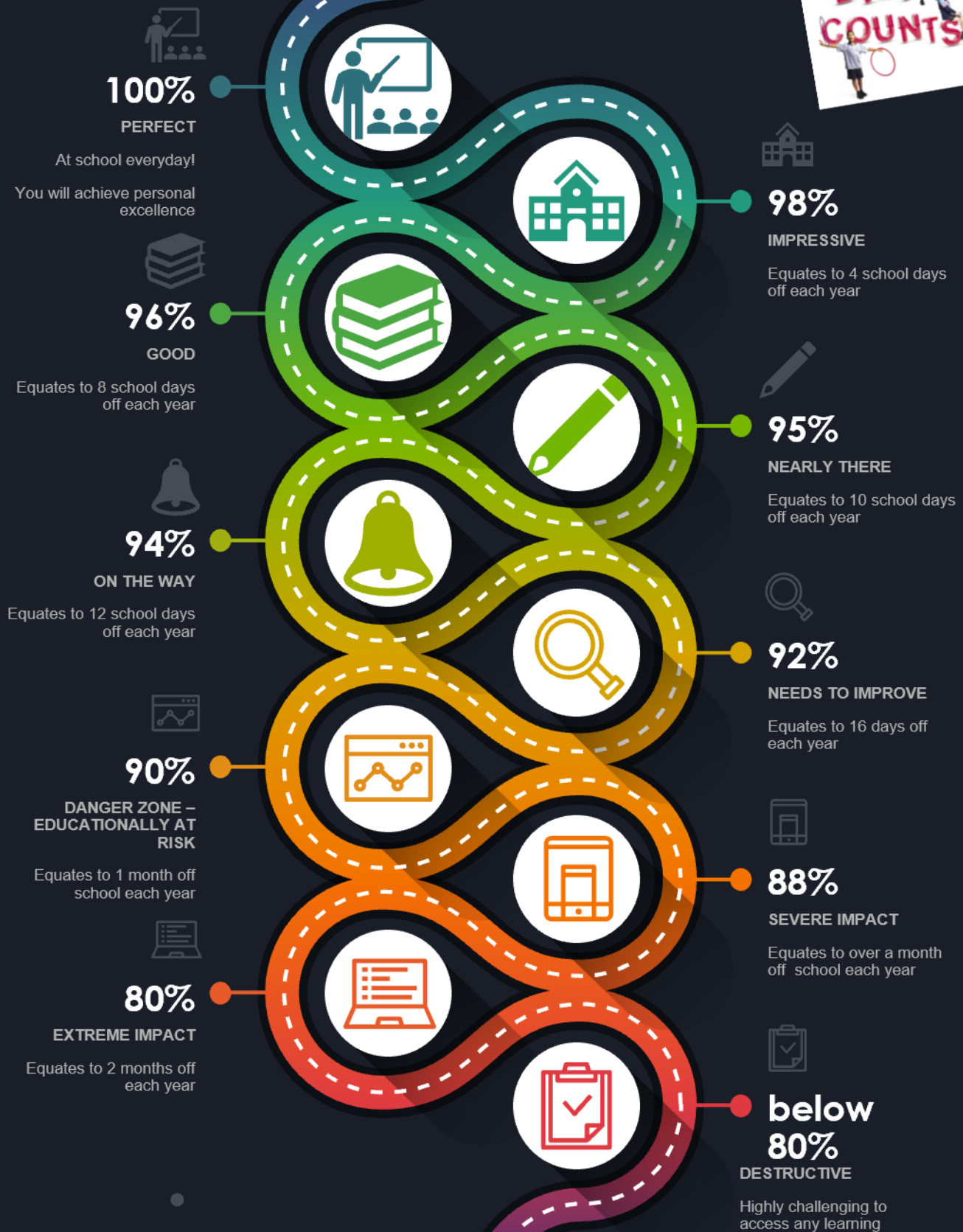
Kindergarten 2024 Enrolments NOW OPEN

If you wish to enrol your child into Kindergarten, 2024 enrolments are now open and can be completed online via our school website.

Have a wonderful fortnight.

Elisa Baker
Principal

Attendance Road Map



Based on 195 learning days per year

Dropping Off and Picking Up students

A 'Kiss and Ride Zone' or 'Drop-off and Pick-up' area utilises existing 'No Parking' zones around schools. In these areas, drivers may stop to drop off or pick up children, however No Parking rules apply:

- Maximum stop time is 2 minutes
- Driver must remain in or within 3 metres of the vehicle
- Vehicle must not be left unattended

Additional safety tips for school zones:

- Always drop-off or pick-up your child from the designated area, following the school's procedures
- Make sure children use the footpath-side door when getting in and out of a car
- Make sure the hand brake is applied when the vehicle is stationary
- Never double park
- Never park across a pedestrian crossing
- Never undertake a U-turn in close proximity to the school.

Safety Tips for Students:

- Stay buckled up until the vehicle has stopped in the 'Drop-off and Pick-up' area
- Make sure your school bag and other items are in a safe position, e.g. on the floor
- Be ready to get out of the car with your belongings when the car has stopped and you have unbuckled your seatbelt
- Always get in and out of the backseat of the vehicle through the safety door - the rear footpath-side door.

No Stopping



What does it mean? You cannot stop in this area FOR ANY REASON (including queuing or waiting for space).

Why is it there? Keeps clear sight lines between drivers and children/pedestrians.

Penalty \$330 + 2 Demerit Points (School Zone)

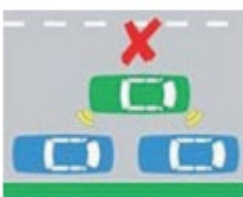
No Parking



What does it mean? You can stop in a NO PARKING zone for a maximum of two minutes to drop off and pick up passengers. If no spaces are available, you cannot queue on the road way or in any other zones while waiting for a space. You will need to drive away and park elsewhere, only returning when there is space to pull up. You must stay within three metres of your vehicle at all times.

Why is it there? To provide a safe place for children/pedestrian set down and pick up.

Double Parking



You must not stop on the road adjacent to another vehicle at any time even to drop off or pick up passengers.

Why is it there? Double parking forces other cars to go around you causing traffic congestion and reduces the view of drivers and children crossing the road.

Penalty \$330 Demerit points (School Zone)

Restorative Practices

Restorative Practices form the relational basis for Quality Teaching and Learning. Our Restorative Practice Framework, because of its explicit nature, offers a common language and practice capable of fostering healthy relationships. Student achievement is enhanced through Restorative values being embedded as a way of being and learning together. Our approach fosters individual responsibility and helps develop empathy. Inappropriate behaviour or choices and mistakes can be viewed as an opportunity for insight, learning and development in both the academic and social domains.

The explicit framework is inextricably linked to the Quality Teaching Framework and includes the following sets of questions to be asked by children, teachers and parents.

When Things Go Wrong.... When Someone Has Been Hurt

- What happened?
- What were you thinking of at the time?
- What have you thought about since?
- Who has been affected by what you have done? In what way?
- What do you think you may do to make things right?
- What did you think when you realised what happened?
- What impact has this incident had on you and others?
- What has been the hardest thing for you?
- What do you think needs to happen to make things right?

The process is empowering as it takes students from the past to the present and gives them hope for the future. It empowers them to make things right and heal any harm that has been done. A restorative classroom setting is one that values dialogue through an inclusive approach where everyone expects to be heard and through this participatory process, students develop the capacity to learn that emotions are an important and legitimate expression of healthy dialogue. This process helps students to deal with conflict, tensions and difference in respectful ways that engender trust and foster healthy relationships.

Our Help Increase the Peace (HIP) Keys

Our school values incorporate the 'Help Increase the Peace Keys' to promote a harmonious, nurturing, and challenging living and learning environment.

The HIP program offers a whole school approach to building relationships through communication, co-operation, trust building and conflict resolution.

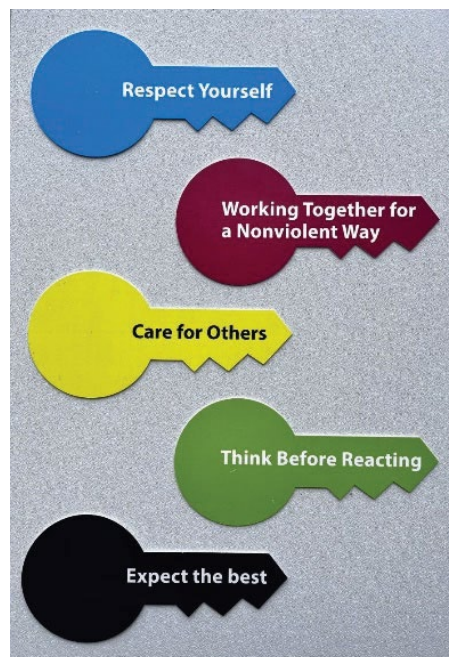
YELLOW KEY Care for Others

GREEN KEY Think Before Reacting

BLUE KEY Respect Yourself

RED KEY Work Together for a Non-Violent Way

BLACK KEY Expect the Best

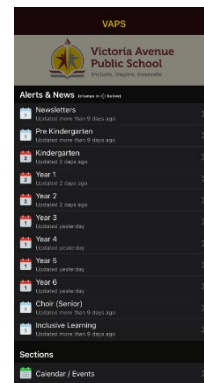


Parent Communication

We use a variety of platforms to communicate information about upcoming events and highlight the great things that happen at Victoria Avenue Public School.

School Enews App

Important notifications are posted and emailed on the School Enews App. School Enews is a free app available for all mobile devices. Just download the app from the App Store or Play Store by searching for Victoria Avenue Public School. Please ensure that push notifications alerts are turned on so that you can receive information as soon as it is distributed.



School Website

Our school website is updated frequently. Our school website is <https://victoriaav-p.schools.nsw.gov.au>



Victoria Avenue Public School

Include, Inspire, Innovate

T: 02 9743 1352

E: victoriaav-p.school@det.nsw.edu.au

[MAKE A PAYMENT](#) [ENROLMENT](#) [NEWS](#) [EVENTS](#) [GALLERY](#)

[About our school](#)

[Supporting our students](#)

[Learning at our school](#)

[Parents and citizens association](#)

[Newsletters, Notes and Sentral](#)


[Extracurricular Activities](#)

[Contact us](#)



Facebook

Victoria Avenue Public School has its own Facebook page where we celebrate student achievements. Parents are unable to post any news items but can comment on reports and photos. The page is designed to keep the community up to date regarding all the wonderful things that happen at Victoria Avenue Public School.



Victoria Avenue Public School

Create @Username · Elementary School

[Edit Send Message](#)

[Home](#) [Services](#) [Photos](#) [Videos](#) [More](#)

[Promote](#)



KINDERGARTEN

~ geography ~



Kindergarten have been learning about the importance of places to people. They explored places they live in and what makes them special. They learnt that this may be different for everybody.


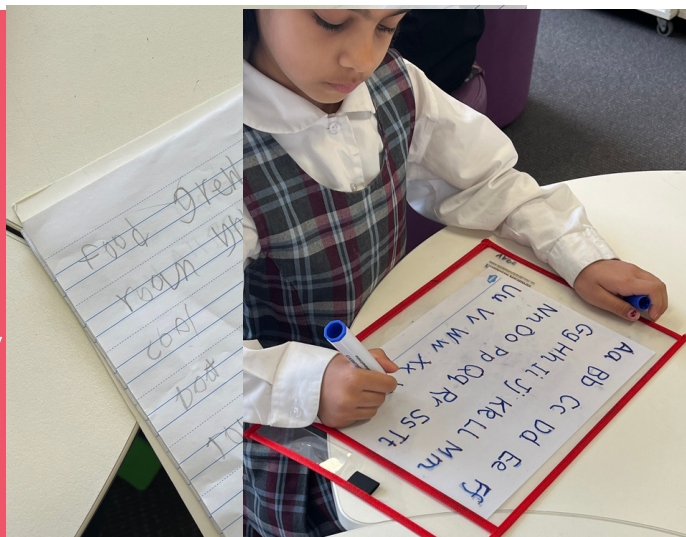
They investigated where different countries are located on maps and studied different country flags that are significant to them and their families.



KANGAROOS READING GROUPS

Activities

In reading groups the Kangaroos move around the room practicing all things English! They love independently working on their own learning goals.

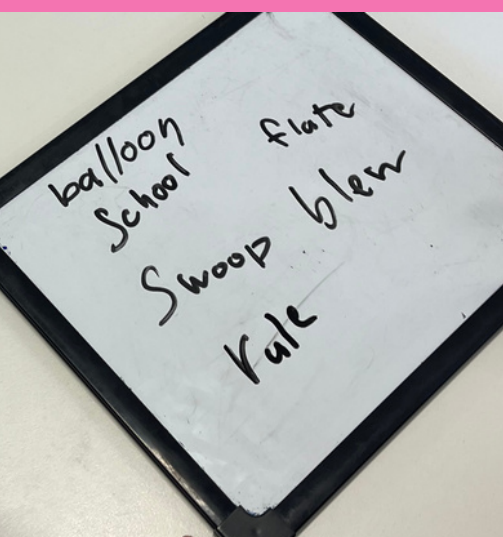


Reading

One activity is buddy reading. Here students focus on comprehension and they ask each other questions after reading the text.

Spelling

Using colours, we code our focus words into consonants and vowels. This week's focus words all contain the sound /oo/ (like in the words 'two' and 'boots').



Phonics

The Kangaroos enjoy using whiteboards as they practice manipulating our focus sounds to write and spell words,

Handwriting

Students practice their letter formation and are working on developing their fine motor skills.



Creating Texts

Every week students create a text in response to a stimulus. This week students have been excitedly writing about what they would do if they had three wishes!

The Frogs

enjoyed Maths last week, writing turnaround facts. They found that every addition fact has a turnaround that gives the same answer. For example, $12+5=17$ and $5+12=17$.



As well as being Maths champions, the Frogs were considerate and helpful to friends in the classroom.



WHAT'S BEEN HAPPENING IN THE COCKATOOS?



ENGLISH

The Cockatoos have started exploring narratives and are having fun experimenting with fractured fairytales. Students are practicing putting their own unique spin on well known classics.

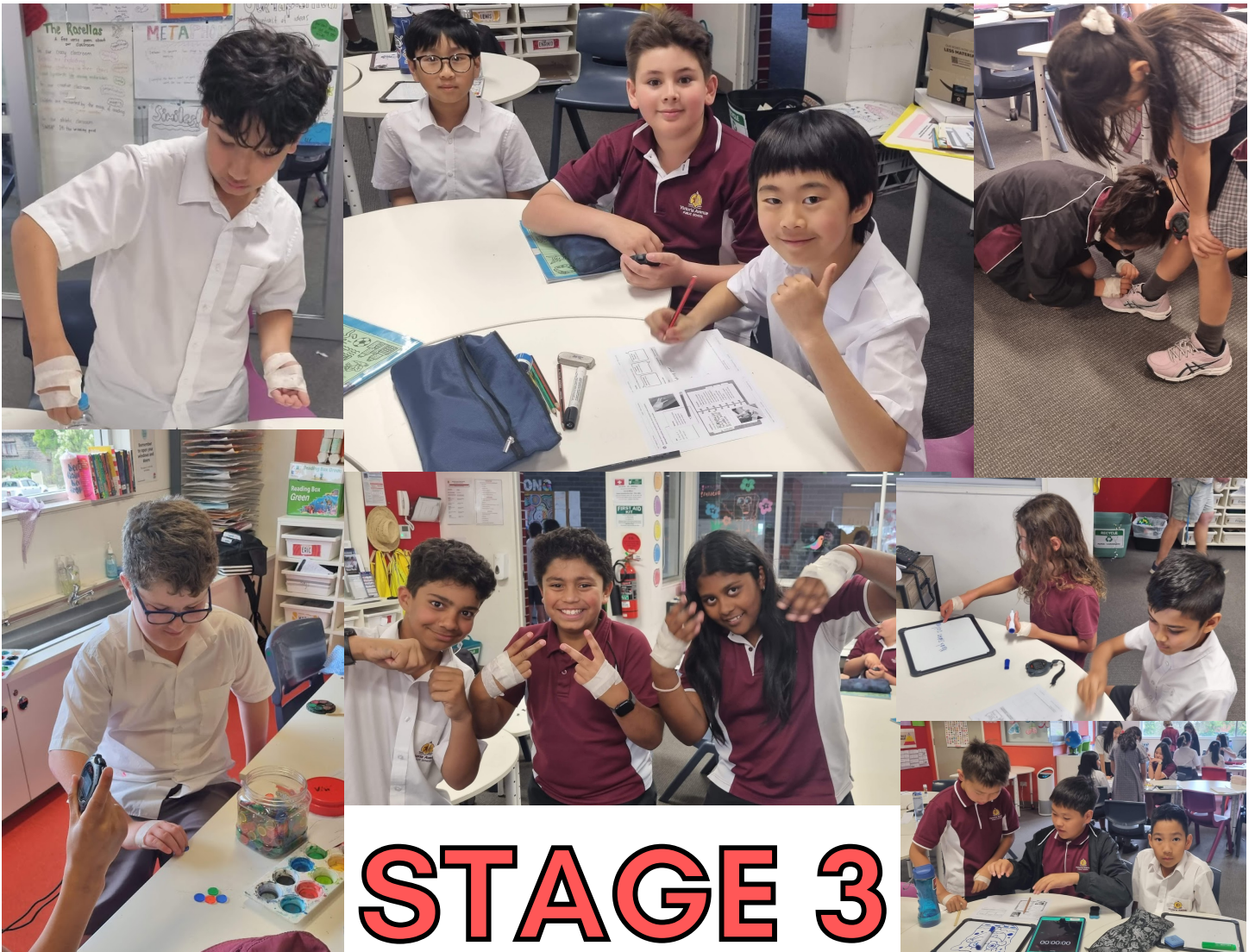
VISUAL ARTS

The Cockatoos have been working hard to create artworks that showcase the significance of Uluru. Students are developing skills of blending using both oil pastel crayons and watercolour paints.

POWER CHAIR FOOTBALL!

Students were lucky enough to attend a Powerchair Football game held at Sydney Olympic Park. The Cockatoos cheered on the Poweroos who played a great game against Denmark.





STAGE 3

Students in Stage 3 have been learning about human adaptations. They performed a series of tasks with and without the use of their thumbs to experience the difference.



Year 6 enjoyed a visit to Concord HS





Victoria Avenue Public School

64 Victoria Avenue, CONCORD WEST, NSW 2138

Grandparents Day

Dear grandparents,

You are invited to our annual *Grandparents Day* on **Monday, the 30th of October**.

Grandparents Day celebrates the diversity of grandparent relationships across age groups, cultural backgrounds, and geographical locations. It is a day that we recognize grandparents for their contributions within our students lives and wider community.

We would like to invite you into our classrooms from **2:10pm until 2:50pm** to share stories and enjoy activities with your grandchild.

This event is intended for students and their grandparents – as our space is limited, parents and siblings are not able to attend this event.



DOUBLE PARKING

Do not double park at any time. Double parking is illegal and dangerous especially around schools. It reduces visibility and blocks the road for other motorists.

**FINE
EXCEEDS
\$362
+ 2 DEMERIT
POINTS**

U TURNS

- Performing U turns or 3 point turns in school zones is extremely dangerous.
- Performing U turns across unbroken centre lines is illegal and is particularly dangerous around schools.

**FINE
EXCEEDS
\$481
+ 4 DEMERIT
POINTS**

PARKING / STOPPING NEAR INTERSECTIONS

It is illegal to park or stop less than 10 metres from an intersection with no traffic lights as this blocks visibility for turning drivers and creates a hazard for all motorists.

**FINE
EXCEEDS
\$514
+ 2 DEMERIT
POINTS**

PEDESTRIAN CROSSINGS AND CHILDREN'S CROSSINGS

- Slow down as you approach pedestrian crossings and children's crossings.
- Do not proceed if the road beyond the crossing is blocked.
- Do not stop or park in the No Stopping zones on either side of the crossing as this blocks visibility.
- At a children's crossing you must stop at or before the stop line if there is a pedestrian about to cross or already on the crossing.
- Do not proceed through a children's crossing until all pedestrians have completely cleared the crossing.

**FINE
EXCEEDS
\$514
+ 2 DEMERIT
POINTS**

HOLDING HANDS IN TRAFFIC

- Children need assistance in the traffic environment until at least the age of 10. They are not equipped physically or developmentally to make the crucial decisions to keep themselves safe.
- All children need to be actively supervised in and around moving vehicles, footpaths, shared paths, driveways, car parks, at traffic lights, pedestrian crossings, on quiet streets and busy roads.
- Make sure you always set a good example around traffic and talk to your children about why you are stopping at the kerb and what you are watching and listening for. Explain where and when it is safe to cross and why.
- Hold hands with your children around traffic. If your hands are full, make sure your child holds onto your bag, pram or even your arm or sleeve.



CONTACT DETAILS

A Road Safety initiative of **Canada Bay Council** 9121 0273



City of
Canada Bay

Fines and demerit points apply in school zones and are current at the time of printing, October 2023. Different penalties apply in other locations.

PARKING SAFELY IN SCHOOL ZONES

Road Rule Reminders



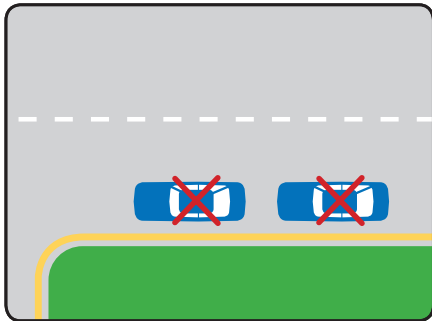
The fines and demerit points in this brochure apply in school zones.

NO STOPPING ZONES

No Stopping signs mean you must not stop here at any time. If times of operation are shown on the sign, the restriction applies only at those times.

An unbroken yellow kerb line is a no stopping line. You must not stop for any reason.

**FINE
EXCEEDS
\$362
+ 2 DEMERIT
POINTS**



BUS ZONE SIGNS

A Bus Zone is a No Stopping zone for vehicles other than buses. If times of operation are shown on the sign, the restriction applies only at those times.

You must not park your vehicle less than 20 metres before or 10 metres after a bus stop.

**FINE
EXCEEDS
\$387
+ 2 DEMERIT
POINTS**



NO PARKING SIGNS

You can only stop in a No Parking zone while picking up or setting down passengers or goods. You have a **maximum of 2 minutes** from the time you stop and must **stay within 3 metres** of your vehicle at all times.

If times of operation are shown on the sign, the restriction applies only at those times. This is not a waiting zone.

**FINE
EXCEEDS
\$201
+ 2 DEMERIT
POINTS**




TIME RESTRICTED PARKING

Parking signs with specified time limits allow drivers to park their vehicle for a maximum period of time, e.g. 5 minutes, 1 hour etc.

If times of operation are shown on the sign, the restriction applies only at those times.

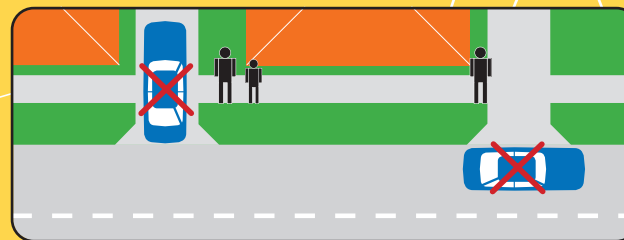
**FINE
EXCEEDS
\$129**



DRIVEWAYS AND FOOTPATHS

- When exiting or entering a driveway a vehicle must give way to pedestrians on the footpath.
- Driveways are not playgrounds. Be aware that children can go unnoticed in front and behind your vehicle. Do not solely rely on reverse sensors or cameras in your vehicle.
- Always supervise and hold a child's hand near/crossing driveways.
- It is illegal to park in or across any driveway or to block a footpath at any time.

**FINE
EXCEEDS
\$387
+ 2 DEMERIT
POINTS**



USING MOBILE PHONES

- It is illegal to make or receive a call on your mobile phone while you are driving unless your phone is secured in a fixed mounting or does not require you to touch or manipulate the phone in any way.
- It is illegal to use the other features of a mobile phone such as texting, emailing etc unless your car is legally parked and the ignition is switched off.
- Using mobile phones is a major distraction for drivers and incurs higher fines and demerit points in school zones.

**FINE
EXCEEDS
\$481
+ 5 DEMERIT
POINTS**



PARKING SAFELY IN SCHOOL ZONES

Road Rule Reminders



The fines and demerit points in this brochure apply in school zones.

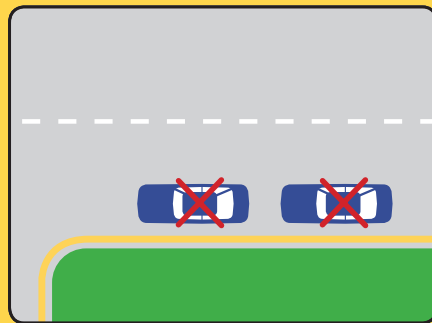
CONTENTS

NO STOPPING ZONES	1
BUS ZONE SIGNS	2
NO PARKING SIGNS	3
DRIVEWAYS AND FOOTPATHS	4
TIME RESTRICTED PARKING	5
USING MOBILE PHONES	6
DOUBLE PARKING	7
U TURNS	7
PARKING / STOPPING NEAR INTERSECTIONS	8
PEDESTRIAN CROSSINGS AND CHILDREN'S CROSSINGS	8
HOLDING HANDS IN TRAFFIC	9

NO STOPPING ZONES

No Stopping signs mean you must not stop here at any time. If times of operation are shown on the sign, the restriction applies only at those times.

An unbroken yellow kerb line is a no stopping line. You must not stop for any reason.



BUS ZONE SIGNS

A Bus Zone is a No Stopping zone for vehicles other than buses. If times of operation are shown on the sign, the restriction applies only at those times.

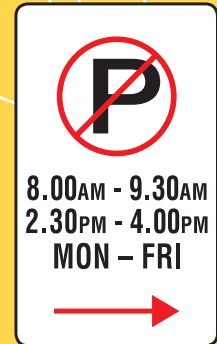
You must not park your vehicle less than 20 metres before or 10 metres after a bus stop.



NO PARKING SIGNS

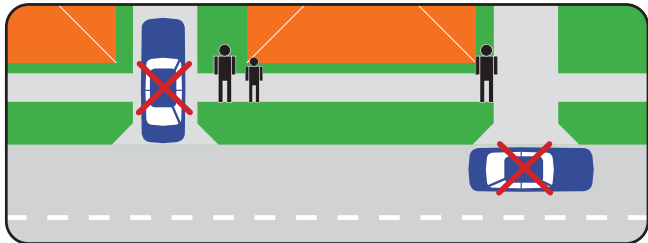
You can only stop in a No Parking zone while picking up or setting down passengers or goods. You have a **maximum of 2 minutes** from the time you stop and must **stay within 3 metres** of your vehicle at all times.

If times of operation are shown on the sign, the restriction applies only at those times. This is not a waiting zone.



DRIVEWAYS AND FOOTPATHS

- When exiting or entering a driveway a vehicle must give way to pedestrians on the footpath.
- Driveways are not playgrounds. Be aware that children can go unnoticed in front and behind your vehicle. Do not solely rely on reverse sensors or cameras in your vehicle.
- Always supervise and hold a child's hand near/crossing driveways.
- It is illegal to park in or across any driveway or to block a footpath at any time.



TIME RESTRICTED PARKING

Parking signs with specified time limits allow drivers to park their vehicle for a maximum period of time, e.g. 5 minutes, 1 hour etc.

If times of operation are shown on the sign, the restriction applies only at those times.



USING MOBILE PHONES

- It is illegal to make or receive a call on your mobile phone while you are driving unless your phone is secured in a fixed mounting or does not require you to touch or manipulate the phone in any way.
- It is illegal to use the other features of a mobile phone such as texting, emailing etc unless your car is legally parked and the ignition is switched off.
- Using mobile phones is a major distraction for drivers and incurs higher fines and demerit points in school zones.



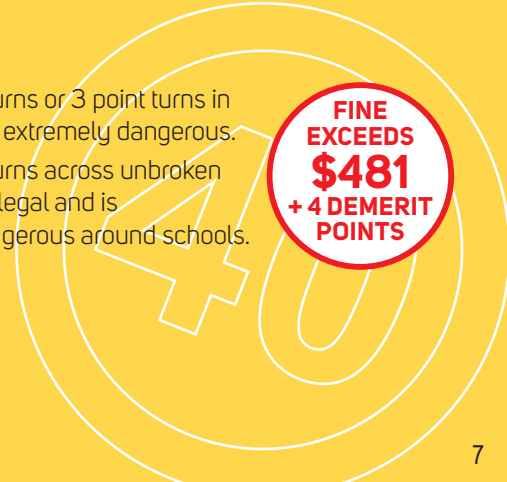
DOUBLE PARKING

Do not double park at any time. Double parking is illegal and dangerous especially around schools. It reduces visibility and blocks the road for other motorists.



U TURNS

- Performing U turns or 3 point turns in school zones is extremely dangerous.
- Performing U turns across unbroken centre lines is illegal and is particularly dangerous around schools.



PARKING / STOPPING NEAR INTERSECTIONS

It is illegal to park or stop less than 10 metres from an intersection with no traffic lights as this blocks visibility for turning drivers and creates a hazard for all motorists.



PEDESTRIAN CROSSINGS AND CHILDREN'S CROSSINGS

- Slow down as you approach pedestrian crossings and children's crossings.
- Do not proceed if the road beyond the crossing is blocked.
- Do not stop or park in the No Stopping zones on either side of the crossing as this blocks visibility.
- At a children's crossing you must stop at or before the stop line if there is a pedestrian about to cross or already on the crossing.
- Do not proceed through a children's crossing until all pedestrians have completely cleared the crossing.



HOLDING HANDS IN TRAFFIC

- Children need assistance in the traffic environment until at least the age of 10. They are not equipped physically or developmentally to make the crucial decisions to keep themselves safe.
- All children need to be actively supervised in and around moving vehicles, footpaths, shared paths, driveways, car parks, at traffic lights, pedestrian crossings, on quiet streets and busy roads.
- Make sure you always set a good example around traffic and talk to your children about why you are stopping at the kerb and what you are watching and listening for. Explain where and when it is safe to cross and why.
- Hold hands with your children around traffic. If your hands are full, make sure your child holds onto your bag, pram or even your arm or sleeve.





CONTACT DETAILS

A Road Safety initiative of **Canada Bay Council** 9121 0273



City of
Canada Bay

Fines and demerit points apply in school zones and are current at the time of printing, October 2023. Different penalties apply in other locations.



World Play Day

Be part of
something big!

12.10.2023
in After School Care

Plus, more LEGO®
experiences in Term 4



Experiences
designed by

StarTime

Find out more

campaustralia.com.au/worldplayday

**Your
OSHC.**

by  Camp
Australia

LEGO and the LEGO logo are trademarks and copyrights of the LEGO Group. ©2023 The LEGO Group.